

**Research Article**DOI: <https://doi.org/10.37446/jinagri/rsa/9.3.2022.12-28>

# Population dynamics and management of tobacco caterpillar on cabbage

**Md. Omar Faruq<sup>1\*</sup>, Md. Mohasin Hussain Khan<sup>1</sup>, G.P. Das<sup>2</sup>, Md. Abdul Latif<sup>3</sup>**<sup>1</sup>Department of Entomology, Patuakhali Science and Technology University, Dumki, Patuakhali-8602, Bangladesh.<sup>2</sup>Former Director (AIC), Bangladesh Agricultural Research Council, Dhaka-1215, Bangladesh.<sup>3</sup>Department of Entomology, Sher-e-Bangla Agricultural University, Sher-e-Bangla Nagar, Dhaka-1207, Bangladesh.

Received: 01 April 2022  
Accepted: 22 August 2022  
Published: 30 September 2022

**\*Correspondence**  
**Md. Omar Faruq**  
[ofaruq.cti@gmail.com](mailto:ofaruq.cti@gmail.com)

Volume: 9  
Issue: 3  
Pages: 12-28

The tobacco caterpillar, *Spodoptera litura* Fabricius. (Lepidoptera: Noctuidae) is the most common and damaging insect pest of cabbage worldwide. The cabbage head infestation started in the first week of October when the increase in cabbage heads started. The temperature notably improved during this time, while the rainfall declined. Spraying of voliam flexi 300SC @ 0.5 ml/l water and hand collection and destruction of infested fruits, larvae, pheromone trap and nappy trap (T3) used to be the cure that reduced the infestation of tobacco caterpillars and cabbage head infestation among the treatments (87.99% and 83.67%; 85.92% and 87.76%; 87.19% and 88.30% in the three hill districts over untreated control, respectively). It performed best (54.20, 42.15, and 50.25 tha-1 in three hill districts, respectively). Therefore, in the hilly region of Chattogram, Bangladesh, where the tobacco caterpillar occurs, spraying voliam flexi 300SC @ 0.5 ml/l water and hand collection and destruction of infested fruits, larvae, pheromone trap and nappy trap (T3) to be the most effective method for controlling this pest.

**Key words:** tobacco caterpillar, population dynamics, management, nappy trap, hilly areas, cabbage

## INTRODUCTION

Cabbage (*Brassica oleracea* L. var. capitata) is a widely consumed vegetable across the world. Throughout the winter, it is mostly grown in Bangladesh.

Bangladesh produces about 217 thousand tons of cabbage every year (BBS, 2014). Cabbage is rich in nutrients like carotene and vitamin C, with help improve nutrition in Bangladesh (Thompson & Kelly, 1988). According to (FAO, 2005), cabbage production in Bangladesh is lower than in other countries such as South Korea, Germany, Japan, and India. But this low yield is not a sign of the poor quality of Bangladeshi cabbage production. Insect pests have a significant impact on cabbage yield in Bangladesh. A range of insect pests has a significant impact on cabbage output and productivity. Cabbage butterflies, diamondback moths, and tobacco caterpillars are the most destructive pests, causing significant crop losses in cabbage each year (Palande et al., 2004; Rao & Lal, 2005; Mahla et al., 2005; Kumar et al., 2007 & Iqbal et al., 2015). Begum et al. (2021) observed that the Spodolure + Spinosad treatment had the lowest tobacco cutworm (0.33), whereas the T<sub>6</sub> control treatment had the most (5.28). *Spodoptera litura* nuclear polyhedrosis virus @ 2.47/ha at 7 days interval had the most tobacco cutworm (3.00) in the treated plot, which was statistically equal to Spinosad @ 25 ml/ha at 7 days interval. Reddy et al. (2017) for instance, performed similarly. This is one of the most important cabbage pests, causing a 50% decline in productivity (El-Tom, 1987).

The caterpillar feeds cabbage by creating holes in its head; larvae carved a small hole in the newly growing head and reached the recently emerging extremely tiny leaf, which they completely consumed. An infestation of saprophytic fungus usually caused degradation within the interior region of the cabbage. The type and severity of the damage varied depending on the caterpillars' age. If the infestation happened during the pinnacle building stage, the juvenile caterpillar on the side of the older caterpillar also did more damage (Tofael, 2004 & Uddin et al., 2007). According to (Ahmad et al., 2008), cabbage caterpillars are responsible for 3.99% to 13.44% of leaves damage and 23.33% to 58.33% of plant damage, depending on the variety. According to (Hemchandra & Singh, 2007), maximum temperatures, minimum RH%, minimum total rainfall, higher daylight hours, and wind speed tend to promote the presence of insects. Low temperatures and rainy days were beneficial to *S. litura* populations, while RH% and rainfall were negatives (Patait et al., 2008). They also observed that morning relative humidity had a positive impact on the population of tobacco caterpillars, but minimum temperature and afternoon RH% had a negative impact. Patait et al. (2008) came to different conclusions from the current study. Many workers from all around India contributed to the data on seasonal abundance (Sharma, 2004; Shukla & Kumar, 2004; Wagle et al., 2005). The efficacy of botanical products against tobacco caterpillars has been investigated extensively (Devaki & Krishnayya, 2004). Pyridalyl is shown to be effective against *S. litura* by many experimenters based on laboratory and field studies (Dhawan et al., 2010). Feeding, deterrents, pesticides, ovicide, egg-laying, and obstacles to growth are just a few of the ways in which pesticides of industrial origin act (Abdullah et al., 2011). Insecticides used before and after emergence has an impact on *S. litura* growth and development (Singh & Bhattacharya, 2004). Indoxacarb was found to be effective against *S. litura*, which is a type of insect *S. litura* (Taggar et al., 2011; Gaur & Chaudhary, 2012). The current results for chlorfenapyr match those of Bhushan et al. (2010), who found chlorfenapyr effective against *S. litura* Fab. in potatoes. At 72 hours after starting treatment, *S. Litura* larvae were fed baits containing chlorfenpyr, which killed them. Chlorfenpyr was significantly better than the other treatments. Larvae were exposed to the baits, chlorfenapyr 10SC at all four dosages (100, 75, 50, and 25% of recommended doses) recorded 100 percent mortality and was significant to all other treatments (Shankaragouda, et al., 2015). Triazophos and chlorpyrifos were ineffectual as new insecticides; this might be attributed to *S. litura* developing tolerance to existing pesticides. *S. litura* has developed resistance to triazophos and chlorpyrifos, according to (Prasad et al., 2008). The findings of (Raghavendra, 2005 & Nagendra, 2009) on pesticide use in important cabbage cultivating

zones of the Belagavi district were consistent with the results of these two studies. Long-term pesticide use, as witnessed in Andhra Pradesh and Karnataka, would surely increase the problem of insecticide resistance (Kranthi et al., 2001). Chlorpyrifos has already been found to be highly effective against *S. litura* on a number of crops (Sreedhar & Sitaramaiah, 2011; Khan et al., 2011).

Faruq et al. (2022) reported that the treatment voliam flexi 300SC @ 0.5 ml Liter<sup>-1</sup> water with hand collection and destruction of infested fruits and larvae+pheromone trap+nappy trap was found to be the best for controlling the pest population of cabbage in the Chattogram hill districts in Bangladesh. According to Faruq et al. (2021) voliam flexi 300SC @ 0.5 ml Liter<sup>-1</sup> water with hand collection and destruction of infested fruits and larvae+nappy trap reduced the maximum infestation of bean pods by 90.07% in Bandarban, 89.29% in Rangamati, and 89.80% in Khagrachari. The same treatment generated the most pods throughout the season (17.64 tha<sup>-1</sup>, 15.14 tha<sup>-1</sup> and 15.93 tha<sup>-1</sup> in three hill districts, respectively). Spraying voliam flexi 300SC @ 0.5 ml Liter<sup>-1</sup> water with hand collection and destruction of infested fruits and larvae+pheromone trap+nappy trap resulted in the highest brinjal yield (31.56 ton/ha) (Faruq et al., 2021). Another severe pest of the cabbage crop is the tobacco caterpillar (*S. litura* Fab.), which helps to reduce productivity by up to 50% (Bhat et al., 1994). Khan (2007) claims that the cultivar Atlas-70 is more susceptible to cutworm in terms of head infection and yield. Treatment Spodolure + Spinosad treatment generated the most marketable cabbage head plot<sup>-1</sup> (19.48 kg), according to (Begum et al., 2021). Undertreated plants, the lowest commercial cabbage head plot<sup>-1</sup> (8.30 kg) was identified in control treatment, whereas the lowest marketable cabbage head plot<sup>-1</sup> (12.34 kg) was detected in SNPV @ 2.47/ha at 7-day interval. So, a study was carried out to determine the population dynamics and management for controlling cabbage tobacco caterpillars in the Chattogram hill districts in Bangladesh.

## MATERIALS AND METHODS

### *Description of the field experiment site*

Experiments on the populations of the tobacco caterpillar of cabbage were conducted in the hills and valleys of Chattogram, Bangladesh, from 2015-2016 to 2016-2017. Farmers in these locations have long cultivated cabbage, and studies have covered a vast area of vegetable cultivation in the regions. The research site was chosen because of strong road connectivity, farmer attitudes on collaboration, and cabbage insect pest management tactics. The test site was in the hill districts of Sadar, Bandarban (Latitude 21°49'51"N, longitude 92°22'70"E); Dewanpara, Ghagra in Rangamati (Latitude 22°37'59"N, longitude 92°11'60"E); and Pathachara, Guimara in Khagrachari (Latitude 23°06'28"N, longitude 91°58'12"E).

### *Soil*

The soil of the areas is a mixture of fine sand with a hard clay-like color and texture and contains high levels of sesquioxide. Soils vary from weakly acidic to strongly acidic. The natural fertility of the soil is significantly reduced. Hills are usually located between natural and forests. On the other hand, the soil of the research plot was sandy loam soil with a pH of 6.8. The soil of the experimental plot is the Chattogram hill tracts in (AEZ-28 and 29). The experimental plot was located on a high hill (Source: Soil Resources Development Institute (SRDI), Bandarban, Chattogram).

### Weather conditions

The climate of the site is subtropical. It has three growing seasons: the dry season (October-March) and the wet season (May-October) ([Edris et al., 1979](#)). Table 1 shows the characteristics of the field data on temperature, RH (%), and rainfall collected by the Bangladesh Meteorological Department in Dhaka during the study period.

**Table 1. Weather data for the experimental locations were collected monthly from October to March.**

Month	Weather parameter (location wise)								
	Bandarban			Rangamati			Khagrachari		
	Temperature (°C)		RH (%)	Rainfall (mm)	Temperature (°C)		RH (%)	Rainfall (mm)	Temperature (°C)
	Max	Min			Max	Min			Max
October	30.5	22.5	75	3.60	30.2	23.0	72	5.03	31.0
November	28.5	18.0	68	0.75	27.5	17.5	67	0.53	29.0
December	27.2	17.3	70	0.58	28.2	18.1	69	0.49	28.2
January	24.1	18.7	68	0.33	25.1	19.5	70	0.40	25.1
February	31.5	23.0	70	0.45	32.5	24.5	69	0.03	32.5
March	33.2	24.0	69	0.00	33.5	25.2	72	0.24	33.2

\*Monthly average, Source: Bangladesh Meteorological Department, Agargaon, Dhaka

### Tillage operation

After thorough plowing, cross harrowing was done to prepare the soil. Before transplanting, well-decomposed manure was thoroughly mixed. The soil was carefully prepared for growing seedlings. In the planter, rows were laid with a sickle every 10 cm.

### Intercultural operation

The test plot was tilled several times before the ladder for planting was done to get good soil. It started growing in October; opened in the sun for a week, ploughing several times, and then planting in the seeds on the seedbed. For the aim of growing vegetables, the soil has been adequately prepared and cultivated. The target land was divided into 21 equal lots with 1 m spacing, 1 m block spacing, and 60 cm x 60 cm planting spacing, and 10 tons of decomposed cow manure per acre was added to the soil along with the listed fertilizers during site preparation. [Rashid et al. \(2006\)](#) reported that Urea, TSP, and MP have applied fertilizers at the rates of Urea: 150 kg/ha, TSP: 100 kg/ha, and MP: 125 kg/ha respectively at 10, 25, and 50 days after transplanting (DAT). Weeding is usually done in nursery beds to keep them weed-free so that healthy seedlings can grow. In the field, weeding and hoeing are carried out gradually so that the planting plot does not get weeds and ensures aeration for the soil. The first watering is carried out at the time of transplanting, the following waterings are carried out every 15 days. In the plots, weeding and mulching are done as needed.

### Planting materials

The study material selected for the cabbage variety was Atlas-70, and the seeds were brought to a local market. To ensure pest control, all accepted cultural practices include the use of pesticides.

### ***Seedling establishment***

Cabbage seedlings grew in three different locations in farmer fields in beds in an experimental area. The seeds of this variety are sown in a carefully prepared seedbed. All weeds, crop residue, and dead roots were removed before sowing. To avoid moisture, the seedbed is dried in the sun. Beds were sown on 30 October of year 2016-2017 with 5g of seeds. Before sowing the seeds, a germination test is performed to confirm a germination rate of about 90%. Leave the soaked seeds in the seedbed for 24 hours to ensure germination. After sowing, cover with a thin layer of light soil. All seeds germinated perfectly 7 days after sowing. To protect young seedlings from light and moisture, a polyethylene coating is applied to the planter. Weeding, mulching, and watering are performed regularly to ensure that the environment is conducive to healthy growth and excellent seedlings.

### ***Transplanting of seedlings***

On November 29, healthy seedlings and even more than 30 days are transplanted into 60 cm × 60 cm distance test plots. The transplant has been completed in the afternoon and the seedlings are irrigated immediately afterward. The dust land at the root of each tree is crushed after the sowing frame and damaged trees are replaced with seedlings of a comparison merchant. Banana leaves are used to provide shade during the day for young plants. They're open to absorbing the dews at night. After 57 days, removed the banana leaves from the main field and plant them elsewhere.

### ***Experimental design***

In the RCBD experiment, three replicates were performed. The size of the lot is 5m×5m = 25m<sup>2</sup>. This experiment consisted of seven (07) separate treatment combinations with three (03) replications. The experiment used a total of 21-unit plots. The distance between the two plots was maintained at 1.0 m, while the distance between the two plots was maintained at 1.0 m.

### ***Treatments***

The management methods used in the experiment are as follows:

T<sub>1</sub>= Spraying of voliam Flexi 300SC @ 0.5 ml Liter<sup>-1</sup> water

T<sub>2</sub>= Spraying of voliam Flexi 300SC @ 0.5 ml Liter<sup>-1</sup> water+nappy trap

T<sub>3</sub>= Spraying of voliam Flexi 300SC @ 0.5 ml Liter<sup>-1</sup> water+hand collection & destruction of infested fruits and larvae+pheromone trap+nappy trap

T<sub>4</sub>= Spraying of ripcord 10EC @ 1.0 ml Liter<sup>-1</sup> water

T<sub>5</sub>= Spraying of ripcord 10EC @ 1.0 ml Liter<sup>-1</sup> water+pheromone trap

T<sub>6</sub>= Farmer's practices

T<sub>7</sub>= Control

### ***Treatment materials***

Nappies are usually purchased from local markets in the hilly regions. There are also Voliam Flexi 300SC, Ripcord 10EC, and other handling products available for sale, including pheromones and surfxcels, among others.

### ***Application of the treatments***

The plots were sprayed with Voliam Flexi 300 SC and Ripcord 10 EC at a predetermined rate using a knapsack sprayer. Then they were watered down. Spray always in the afternoon, avoiding direct sunlight. Spray products are used regularly to ensure that the plants grown in the specified plots are completely covered. When spraying, make sure that the sprayed liquid does not spread to adjacent plots. Each application requires the preparation of new spray formulations.



**Figure 1. Showing different experimental fields of cabbage at three hill districts of Chattogram**

### ***Data collection parameters***

Cabbage was grown under different treatments at regular stages from germination to harvest. The following data were collected during the experimental periods. A number of infested insect heads per 10 plants, healthy heads per 10 plants, meteorological data (temperature, RH%, Rainfall data), healthy yield plot<sup>-1</sup>, infested yield plot<sup>-1</sup>, total yield plot<sup>-1</sup>, and yield increases due to treatments applications.

### ***Apparatus used***

Samples were taken by placing them on a petridish using a fine camel-hair brush, netting, and vacuum cleaner. A connected vacuum cleaner was used to capture absorbed insects. Hand-held magnifiers, insect collection boxes, and bottles filled with ethanol are used to identify, collect and preserve insects. The healthy head and the sick head are balanced by the weighing device. Polythene bags, mosquito nets, and iron cages were used to identify adult lepidoptera.

### ***Percent head infestation by number***

Ten cabbage heads from every plot in the middle rows of each plot were counted and inspected. The data was separated by stage: early, mid, late. The proportion of damaged heads as computed by multiplying the number of healthy and infested cabbage heads using the formula:

$$\% \text{ Head infestation (by number)} = \frac{\text{Number of infested heads}}{\text{Total number of heads observed}} \times 100$$



### ***Percent head infestation by weight***

From 10 randomly selected cabbage plants from each plot, we counted and studied them. The data is separated by time period: early, mid and late. The proportion of head injury was calculated using the following formula:

$$\% \text{ Head infestation (by weight)} = \frac{\text{Weight of infested heads}}{\text{Total weight of heads observed}} \times 100$$

### ***Cabbage yield per hectare***

The cabbage head was harvested after it had grown to a marketable size. Each plot's yield was converted to t ha<sup>-1</sup> by hand-picking the best marketable size heads.

### ***Increase or decrease of cabbage yield over control***

$$\% \text{ Increase of yield over control} = \frac{\text{Yield of treated plot} - \text{Yield of control plot}}{\text{Yield of control plot}} \times 100$$

### ***Statistical Analysis***

Data were collected and then entered into tables for analysis RCBBD was used for the analysis of variance in R software version 3.2 (package = "agricolae") (De Mendiburu Delgado, 2009). Duncan's multiple range test was used to determine whether there were any differences between means. To compare the differences between means, we used the LSD test at a significance level of 5% Steel et al., 1997.

## **RESULTS AND DISCUSSION**

### ***Population dynamics of the tobacco caterpillar of cabbage in the three hill districts of Chattogram***

In the three hill districts of Chattogram (Figure 3), the different stages of the tobacco caterpillar population infestation levels. This study found that combining different methods of trapping tobacco caterpillars was the most effective treatment to control them in Chattogram hill tracts, Bangladesh. Tobacco caterpillars cause damage to plants (Srivastava et al., 2018). Reddy et al. (2017) stated that it is one of the most severe insect pests of tobacco crops in Asia. Cabbage caterpillars cause 3.99%-13.44% damage to leaves and 23.33%-58.33% damage to plants in Bangladesh, according to (Ahmed, 2008).

### ***Population dynamics of the tobacco caterpillar of cabbage in the Bandarban hill district***

The tobacco caterpillar (*S. litura*) is found in cabbage fields in the Bandarban hill area, and its population dynamics have been examined (Figure 3). As shown in Figure 3, the infestation of the tobacco caterpillars into cabbage started in the 1<sup>st</sup> week of October when the heads started to develop and increased with age at harvest. As the rainfall decreased, the average temperature gradually increased. The results of (Patait et al., 2008) are

somewhat different from those of this study. They also found that *S. litura* was increasing. Relative Humidity had a significant effect on its development, but temperature and Humidity had no significant effects. It was influenced positively by morning relative humidity, but negatively by the lowest temperature at night and afternoon humidity.



Leaf infestation



Head infestation

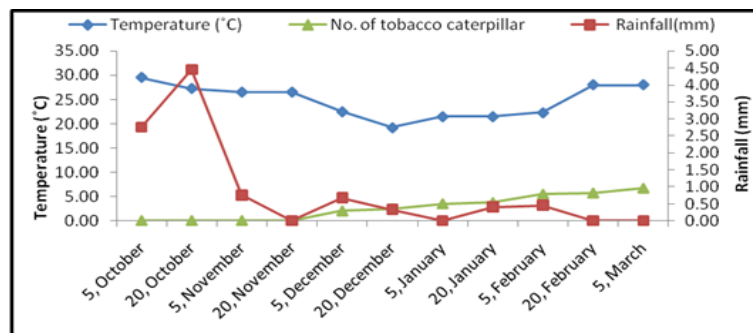


Head infestation



Adult insect

**Figure 2. The tobacco caterpillar life cycles and their infestation on cabbage are illustrated**

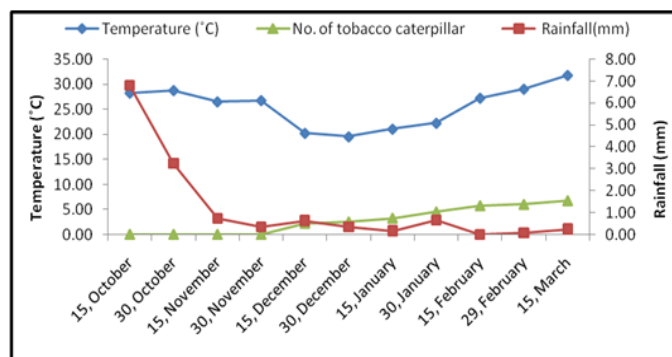


**Figure 3. Population dynamics of the tobacco caterpillar on cabbage at the Bandarban hill district**



### ***Population dynamics of the tobacco caterpillar of cabbage in the Rangamati hill district***

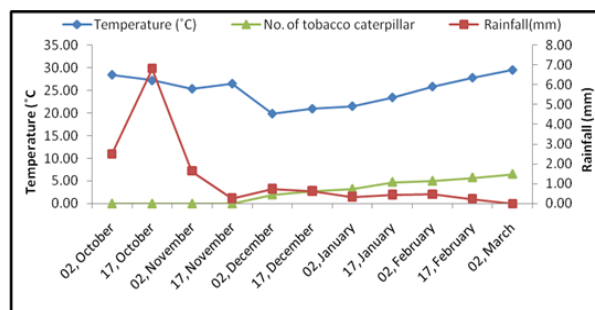
In the Rangamati hill area figure 4, shows the population level of tobacco larvae according to the number of infested heads. According to figure 4, the tobacco caterpillar began after the head development of cabbage from the second week of October, and after head growth started, it steadily increased according to the age of the crop. The average temperature rose dramatically throughout this time, but rainfall decreased. Similar data were recorded by (Badjena & Mandal, 2005), including the incidence and sequencing of *S. litura* on cabbage, which is more or less in accordance with the current experimental findings. This backs up the conclusions of the present study. *S. litura* first emerged on cabbage in the sixth meteorological week of 2002, peaking in the eleventh (94 larvae/ meter-row) and thirteenth (75 larvae/ meter-row) meteorological weeks of 2003 according to (Sailaja Rani et al., 2006). *S. litura* infestation in the late-season cabbage crop start in the last week of January and progressed to its peak in February (4.20 larvae per plant).



**Figure 4. Population dynamics of the tobacco caterpillar on cabbage at the Rangamati hill district**

### ***Population dynamics of the tobacco caterpillar of cabbage in the Khagrachari hill district***

The data about the tobacco caterpillar found in cabbage fields. In the Khagrachari hill district, figure 5 depicts the link between the population of tobacco caterpillars and the number of cabbage heads infested. Cabbage head infestation started in the first week of October when the heads were developing and then increased as the crop matured.



**Figure 5. Population dynamics of the tobacco caterpillar on cabbage at the Khagrachari hill district**

The temperature of the atmosphere progressively rose throughout this time, while the amount of rain fell. The field population of *S. litura* has been reported to be inversely proportional to RH% (Prasad et al., 2008). All the environmental factors had an adverse

effect on *S. litura* larvae developing and growing in onions (Sailaja Rani et al., 2006). Warmer temperatures, lower RH%, less total rainfall, longer daylight hours, and stronger winds tend to increase the insect population according to (Hemchandra & Singh, 2007). Rainy days and cold weather were beneficial for *S. litura* populations, whereas morning relative humidity and rainfall were negatives (Patait et al., 2008).

#### ***Effect of management practices on tobacco caterpillars in Bandarban hill districts***

There was no statistically significant difference between the two groups one day before spraying. After the first application, observations showed that all treatments were better than control. In the Bandarban district, the impact of various management approaches on the cabbage tobacco caterpillar (*S. litura*) varied significantly. The treatment, T<sub>3</sub> (Voliam Flexi 300SC @ 0.5 ml Liter<sup>-1</sup> water+Hand collection & destruction of infested fruits and larvae+Pheromone trap+Nappy trap) was most effective in reducing the number of head infestations of cabbage by tobacco caterpillars in Bandarban district (Table 2).

**Table 2. Effect of management practices on tobacco caterpillars in Bandarban hill district**

<b>Treatments</b>	<b>No. of larvae infested plant<sup>-10</sup></b>	<b>Percent reduction of larvae</b>	<b>Percent head infestation</b>	<b>Percent reduction of head infestation over control</b>
Voliam Flexi 300SC @ 0.5 ml Liter <sup>-1</sup> water	3.08 d	60.24 d	2.33 d	64.11 d
Voliam Flexi 300SC @ 0.5 ml Liter <sup>-1</sup> water +Nappy trap	2.11 b	72.72 b	1.49 b	78.60 b
Voliam Flexi 300SC @ 0.5 ml Liter <sup>-1</sup> water +Hand collection & destruction of infested fruits and larvae +Pheromone trap+Nappy trap	0.93 a	87.99 a	0.93 a	83.67 a
Ripcord 10EC @ 1.0 ml Liter <sup>-1</sup> water	3.96 e	48.83 e	2.76 e	57.59 e
Ripcord 10EC @ 1.0 ml Liter <sup>-1</sup> water +Pheromone trap	2.76 c	64.37 c	1.89 c	70.94 c
Farmer's Practices	5.07 f	34.55 f	3.95 f	39.41 f
Control	7.75 g	--	6.53 g	--
<b>LSD<sub>(0.05)</sub></b>	<b>0.64</b>	<b>4.12</b>	<b>0.39</b>	<b>6.50</b>
<b>Level of Significance</b>	<b>0.01</b>	<b>0.01</b>	<b>0.01</b>	<b>0.01</b>
<b>CV (%)</b>	<b>7.69</b>	<b>3.84</b>	<b>5.23</b>	<b>3.19</b>

**Note:** Data are the average of six observations from 3 replications. In a column, means having the same letter(s) is statistically similar at a 5% level of significance by DMRT. LSD-Least Significance Difference, CV-Coefficient of the Variation

The larvae population and percent head infestation were the lowest in T<sub>3</sub> treatment (0.93 and 0.93%, respectively) and (87.99% and 83.67%, respectively) followed by T<sub>2</sub>, T<sub>5</sub>, T<sub>1</sub>, T<sub>4</sub>, and T<sub>6</sub>. Pesticides can be classified into several different categories, including feeding, deterrent, insecticide, ovicidal, oviphagous, and growth inhibitor (Abdullah et al., 2011). Botanicals have been shown to be effective against tobacco caterpillars (Devaki & Krishnayya, 2004). Before and after emergence, herbicides have an effect on the development of *Spodoptera litura* (Singh & Bhattacharya, 2004). The findings of the study match with those of (Raghavendra, 2005 & Nagendra, 2009) on pesticide use in significant cabbage-growing areas of the Belagavi district.

### ***Effect of management practices on tobacco caterpillars in Rangamati hill district***

Table 3 demonstrates how the influence of various management strategies on the cabbage tobacco caterpillar (*S. litura*) differed greatly in the Rangamati district. It was found that there was no statistically significant difference between the treatments. All the treatments performed better the day after the first treatment compared to the control group, according to observations made immediately after each treatment. At Rangamati (Table 3), Voliam Flexi 300SC (0.5mL per liter water + Hand collection and destruction of fruit and larvae + Pheromone trap + Nappy trap) has been determined to be the most successful treatment in compared to the other treatments. This treatment T<sub>3</sub> gave the most minimal number of tobacco caterpillar larval populace and percent head invasion (1.06 and 0.66%, separately) accordingly the greatest percent decrease of tobacco caterpillar larval populace and head pervasion (85.92% and 87.76%) of cabbage over control treatment followed by T<sub>2</sub> >T<sub>5</sub> > T<sub>1</sub>>T<sub>4</sub> and T<sub>6</sub> having significant difference among them. A long-term use of the same pesticides, as observed in Andhra Pradesh and Karnataka, would almost certainly promote insecticide resistance (Kranthi et al., 2001). On a range of crops, chlorpyrifos has previously been proved to be highly effective against *S. litura* (Sreedhar & Sitaramaiah, 2011; Khan et al., 2011). Based on both laboratory and field experiments, several researchers have stated that pyridalyl is efficient against *S. litura* (Saito et al., 2004; Dhawan et al., 2010).

**Table 3. Effect of management practices on tobacco caterpillars in Rangamati hill district**

<b>Treatments</b>	<b>No. of larvae infested plant<sup>-10</sup></b>	<b>Percent reduction of larvae</b>	<b>Percent head infestation</b>	<b>Percent reduction of head infestation over control</b>
Voliam Flexi 300SC @ 0.5 ml Liter <sup>-1</sup> water	3.32 d	55.90 d	2.10 d	61.12 d
Voliam Flexi 300SC @ 0.5 ml Liter <sup>-1</sup> water +Nappy trap	2.24 b	70.25 b	1.13 b	79.01 b
Voliam Flexi 300SC @ 0.5 ml Liter <sup>-1</sup> water +Hand collection & destruction of infested fruits and larvae +Pheromone trap+Nappy trap	1.06 a	85.92 a	0.66 a	87.76 a
Ripcord 10EC @ 1.0 ml Liter <sup>-1</sup> water	4.19 e	44.35 e	2.60 e	51.87 e
Ripcord 10EC @ 1.0 ml Liter <sup>-1</sup> water +Pheromone trap	2.89 c	61.62 c	1.63 c	69.73 c
Farmer's Practices	5.21 f	30.81 f	3.57 f	34.00 f
Control	7.53 g	--	5.40 g	--
<b>LSD<sub>(0.05)</sub></b>	<b>0.64</b>	<b>5.70</b>	<b>0.45</b>	<b>8.60</b>
<b>Level of Significance</b>	<b>0.01</b>	<b>0.01</b>	<b>0.01</b>	<b>0.01</b>
<b>CV (%)</b>	<b>5.40</b>	<b>4.20</b>	<b>5.25</b>	<b>4.85</b>

**Note:** Data are the average of six observations from 3 replications. In a column, means having the same letter(s) is statistically similar at a 5% level of significance by DMRT. LSD- Least Significance Difference, CV-Coefficient of the variation.

### ***Effect of management practices on tobacco caterpillars in the Khagrachari hill district***

In the Khagrachari hill area, different management approaches proved highly effective in controlling the tobacco caterpillar (*S. litura*) causing damage to cabbage (Table 4). There

was no statistically significant difference between treatments one day before spraying. After the first spray, observations revealed that all of the treatments were significantly better than their controls. Spraying T<sub>3</sub> (Voliam Flexi 300SC @ 0.5 ml Liter<sup>-1</sup> water +Hand collection & destruction of infested fruits and larvae +Pheromone trap+Nappy trap) treatment, which was viewed as the best treatment contrasted with any other treatments, had the most minimum level of tobacco caterpillar head infestation of cabbage in the Khagrachari hill district (Table 4). The results showed that T<sub>3</sub> had the lowest numbers of tobacco caterpillar larvae and the highest percent head infestation reduction (0.96 and 0.89%, respectively) and (87.19% and 88.30%, respectively), which was a significant difference from other treatments. The findings of the study match with those of ([Raghavendra, 2005](#) & [Nagendra, 2009](#)) on pesticide use in significant cabbage-growing areas of the Belagavi district. On a range of crops, Chlorpyrifos has previously been proved to be highly effective against *S. litura* ([Sreedhar & Sitaramaiah, 2011](#); [Khan et al., 2011](#)).

**Table 4. Effect of management practices on tobacco caterpillars in Khagrachari hill district**

Treatments	No. of larvae infested plant <sup>-10</sup>	Percent reduction of larvae	Percent head infestation	Percent reduction of head infestation over control
Voliam Flexi 300SC @ 0.5 ml Liter <sup>-1</sup> water	3.17 d	57.90 d	2.27 d	70.41 d
Voliam Flexi 300SC @ 0.5 ml Liter <sup>-1</sup> water +Nappy trap	2.18 b	71.03 b	1.26 b	83.47 b
Voliam Flexi 300SC @ 0.5 ml Liter <sup>-1</sup> water +Hand collection & destruction of infested fruits and larvae +Pheromone trap+Nappy trap	0.96 a	87.19 a	0.89 a	88.30 a
Ripcord 10EC @ 1.0 ml Liter <sup>-1</sup> water	4.08 e	45.72 e	3.60 e	53.00 e
Ripcord 10EC @ 1.0 ml Liter <sup>-1</sup> water +Pheromone trap	2.79 c	62.83 c	1.67 c	78.24 c
Farmer's Practices	5.18 f	31.18 f	4.53 f	40.80 f
Control	7.52 g	--	7.67 g	--
<b>LSD<sub>(0.05)</sub></b>	<b>0.60</b>	<b>4.90</b>	<b>0.40</b>	<b>4.82</b>
<b>Level of Significance</b>	<b>0.01</b>	<b>0.01</b>	<b>0.01</b>	<b>0.01</b>
<b>CV (%)</b>	<b>6.95</b>	<b>5.40</b>	<b>5.33</b>	<b>7.31</b>

**Note:** Data are the average of six observations from 3 replications. In a column, means having the same letter(s) is statistically similar at a 5% level of significance by DMRT. LSD-Least Significance Difference, CV-Coefficient of the variation.

#### ***Effect of management practices on the tobacco caterpillar on the yield of cabbage***

It was found that all plots treated with different treatments produced significantly more cabbage than control. Table 5 shows the marketability of cabbage and percentage increases in yield above control in the hill districts of Bandarban, Rangamati and Khagrachari. Spraying T<sub>3</sub> (Voliam Flexi 300SC @ 0.5 ml Liter<sup>-1</sup> water +Hand collection & destruction of infested fruits and larvae +Pheromone trap+Nappy trap) was produced the highest yield (54.20 tha<sup>-1</sup>, 42.15 tha<sup>-1</sup> and 50.25 tha<sup>-1</sup> in the three hill districts, respectively) followed by T<sub>2</sub>, T<sub>5</sub>, T<sub>1</sub>, T<sub>4</sub>, and T<sub>6</sub>. However, there were significant differences among the treatments. In comparison to the other treatments, T<sub>3</sub> showed better overall performance by increasing the fruit production of cabbage by 90.17 percent in Bandarban, 86.09 percent in Rangamati, and 98.85 percent in Khagrachari, respectively. The treatment T<sub>3</sub> (Voliam Flexi 300SC @ 0.5 ml Liter<sup>-1</sup> water +Hand collection & destruction of infected fruits and larvae +Pheromone trap+Nappy trap) was the most effective yield (53.37 tha<sup>-1</sup> in Bandarban, 40.06 tha<sup>-1</sup> in Rangamati, and 50.16 tha<sup>-1</sup> in Khagrachari, respectively) according to ([Faruq et al., 2022](#)).

**Table 5. Effect of management practices on the tobacco caterpillar on the yield of cabbage at three hill districts**

Treatments	Marketable yield of cabbage (tha <sup>-1</sup> )			Percent increase of yield over control		
	Bandarban	Rangamati	Khagrachari	Bandarban	Rangamati	Khagrachari
Voliam Flexi 300SC @ 0.5 ml Liter <sup>-1</sup> water	40.42 d	30.35 d	35.49 d	41.82 d	33.99 d	40.44 d
Voliam Flexi 300SC @ 0.5 ml Liter <sup>-1</sup> water +Nappy trap	48.50 b	36.50 b	44.26 b	70.18 b	61.15 b	75.14 b
Voliam Flexi 300SC @ 0.5 ml Liter <sup>-1</sup> water +Hand collection & destruction of infested fruits and larvae +Pheromone trap+Nappy trap	54.20 a	42.15 a	50.25 a	90.17 a	86.09 a	98.85 a
Ripcord 10EC @ 1.0 ml Liter <sup>-1</sup> water	35.50 e	27.75 e	33.88 e	24.56 e	22.51 e	34.07 e
Ripcord 10EC @ 1.0 ml Liter <sup>-1</sup> water +Pheromone trap	44.26 c	34.38 c	40.30 c	55.29 c	51.79 c	59.48 c
Farmer's Practices	32.18 f	25.22 f	29.50 f	12.91 f	11.34 f	16.73 f
Control	28.50 g	22.65 g	25.27 g	--	--	--
<b>LSD<sub>(0.05)</sub></b>	<b>3.30</b>	<b>2.10</b>	<b>1.60</b>	<b>11.60</b>	<b>11.15</b>	<b>6.35</b>
<b>Level of Significance</b>	<b>0.01</b>	<b>0.01</b>	<b>0.01</b>	<b>0.01</b>	<b>0.01</b>	<b>0.01</b>
<b>CV (%)</b>	<b>1.79</b>	<b>1.95</b>	<b>1.68</b>	<b>5.30</b>	<b>4.99</b>	<b>3.75</b>

**Note:** Data are the average of six observations from 3 replications. In a column, means having the same letter(s) is statistically similar at a 5% level of significance by DMRT. LSD-Least Significance Difference, CV-Coefficient of the Variation.

The T<sub>4</sub> (Spodolure + Spinosad) treatment, according to (Begum et al., 2021), generated the most marketable cabbage head plot<sup>-1</sup> (19.48 kg). The lowest marketable cabbage head plot<sup>-1</sup> was produced by the control treatment T<sub>6</sub> (8.30 kg). The lowest marketable cabbage head plot<sup>-1</sup> (12.34 kg) was observed in the T<sub>2</sub> (*S. litura* nuclear polyhedrosis virus @ 2.47/ha at 7 days interval) treatment. Economic value can be reduced by 25.8% to 100% when *S. litura* is present. According to (Faruq et al., 2021) T<sub>3</sub> reduced the highest infestation of the bean pod by 90.07% in Bandarban, 89.29% in Rangamati, and 89.80% in Khagrachari compared to control. The same treatment generated the highest pod yields throughout the season (17.64 tha<sup>-1</sup> in Bandarban, 15.14 tha<sup>-1</sup> in Rangamati, and 15.93 tha<sup>-1</sup> in Khagrachari, respectively). Spraying voliam flexi 300SC @ 0.5 ml Liter<sup>-1</sup> water +hand collection and destruction of infested fruits and larvae+pheromone trap+nappy trap, resulted in the highest brinjal production (31.56 ton/ha) according to (Faruq et al., 2021). The tobacco caterpillar is a major pest in the cabbage crop, causing up to 50% yield losses (Bhat et al., 1994). In terms of head infection and yield, (Khan, 2007) found that the Atlas-70 cultivar was more sensitive to common cutworm.



## CONCLUSION

Farmers considered the tobacco caterpillar a major insect pest of cabbage. Its outbreak started in the 1<sup>st</sup> week of October and peaked in the last week of October, according to research. From the above study, it could be concluded that in terms of the lowest head infestation and the highest yield may be achieved by the integrated management package comprising voliam flexi, hand collection and destructions of larvae, pheromone trap, and nappy trap as the best treatment for suppressing tobacco caterpillar in a cabbage field. Further multilocal trials at different agroecological zones are also recommended for more precise findings.

## ACKNOWLEDGEMENT

"Harnessing the Potential of Hill Agriculture: Enhancing Crop Production via Sustainable Natural Resource Management," (CRP-1 Hill Agriculture) funded by Krishi Gobeshona Foundation (KGF).

## AUTHOR CONTRIBUTIONS

Md. O Faruq, Md. A Latif, Md. MH Khan and G P Das developed the concept and contributed to the manuscript write-up. Md. O Faruq was designed the experiment, conducted field experiments, analyzed the data, drafted and finalized the manuscript.

## COMPETING INTERESTS

The authors have declared that no conflict of interest exists.

## ETHICS APPROVAL

Not applicable

## REFERENCES

- Abdullah, A.Y., Obeidat, B.S., Muwalla, M.M., Matarneh, S.K., & Ishmais, M.A.A. (2011). Growth performance, carcass, and meat characteristics of black goat kids fed sesame hulls and *Prosopis juliflora* pods. *Asian-Australasian Journal of Animal Sciences*, 24 (9), 1217-1226.
- Ahmad, M., Sayyed, A. H., Saleem, M. A., & Ahmad, M. (2008). Evidence for field evolved resistance to newer insecticides in *Spodoptera litura* (Lepidoptera: Noctuidae) from Pakistan. *Crop Protection*, 27(10), 1367-1372.
- Ahmed, T. (2008). *Study on the biology and management of cabbage caterpillar, Spodoptera litura* (Doctoral dissertation, MS thesis, Dept. of Entomology, Bangladesh Agricultural University, Mymensingh).
- Badjena, T., & Mandal, S.M.A. (2005). Seasonal incidence of major insect pests and predators in cauliflower. *Annals of Plant Protection Science*, 13(2), 472-473.
- Bangladesh Bureau of Statistics (BBS). (2014). *Statistical pocketbook of Bangladesh 2014* (p. 384). Statistics Division, Ministry of Planning, Government of the People's Republic of Bangladesh.

- Begum, A., Latif, M. A., Ali, M., & Farhana, F. (2021). Effect of biopesticides and pheromone traps on major insect-pests and their natural enemies of cabbage. *J Exp Agric Int*, 43(4), 64-75.
- Bhat, M.G., Joshi, A.B., & Singh, M. (1994). Relative losses of cotton yield by insects in some cotton genotypes (*Gossypium hirsutum* L.). *Indian Journal of Entomology*, 46, 169-172.
- Bhushan, V. S., Babu, V. R., Reddy, K. D., & Umamaheswari, T. (2010). Efficacy of certain insecticides against *Spodoptera litura* (Fab.) on potato. *Karnataka Journal of Agricultural Sciences*, 23, 195-196.
- De Mendiburu Delgado, F. (2009). *Una herramienta de análisis estadístico para la investigación agrícola* (Master's thesis). Universidad Nacional de Ingeniería, Lima, Perú.
- Devaki, K., & Krishnayya, P. V. (2004). Combination effect of three proprietary formulations of *Bacillus thuringiensis* with neem against *Spodoptera litura* (Fab.). *Indian Journal of Plant Protection*, 32(2), 34-36.
- Dhawan, A., Phulia, V., & Ansal, M.D. (2010). Incorporation of an aquatic fern (*Azolla*) in the fish diet - effect on water quality and fish yield. *Indian Journal of Ecology*, 37 (2), 122-126.
- Edris, K. M., Islam, A. M. T., Chowdhury, M. S., & Haque, A. K. M. M. (1979). *Detailed soil survey of Bangladesh*. Department of Soil Survey, Bangladesh Agricultural University and Government of the People's Republic of Bangladesh. p. 118.
- El-Tom, H. A. (1987). Integrated pest management for cotton in Bangladesh (Terminal Report). *FAO/UNDP Cotton Improvement Program. Cotton Research Station, Rangpur, Bangladesh*. 4p.
- Faruq, M.O., Latif, M.A., Khan, M.M.H., & Das, G.P. (2021). Population Dynamics and Management of Bean Pod Borer (*Maruca Vitrata* Fabricius) on Yardlong Bean Cultivation in Chittagong Hill Tracts of Bangladesh. *Plant Physiology and Soil Chemistry*, 1(2), 63-69.
- Faruq, M.O., Latif, M.A., Khan, M.M.H., & Das, G.P. (2022). Population dynamics and management of diamondback moth (*Plutella xylostella* Linnaeus) on cabbage cultivation in Chattogram Hill Districts of Bangladesh. *Munis Entomology & Zoology*, 17 (1), 600-615.
- Food and Agriculture Organization of the United Nations (FAO). (2005). *FAO production yearbook* (pp. 212-214). FAO.
- Gaur, N., & Chaudhary, P. (2012). Effect of indoxacarb against leaf defoliators. *Annual Plant Protection Sciences*, 20, 10-11.
- Hemchandra, O., & Singh, T.K. (2007). Population dynamics of DBM, *Plutella xylostella* (L.) on cabbage agroecosystem in Manipur. *Indian Journal of Entomology*, 69(2), 154-61.
- Iqbal, M., Khan, A.R., Rafique, M., Suthar, V., & Solangi, B.K. (2015). Comparative Efficacy of Botanical and Synthetic Pesticides against Major Insect Pests of Cabbage. *European Academic Research*. 3(9), 10038-10057.
- Khan, M. M. H. (2007). Field evaluation of some cabbage varieties against common cutworm, *Spodoptera litura* (F.). *Journal of the Bangladesh Agricultural University*, 5(1), 31-35.

- Khan, R.R., Ahmed, S., & Nisar, S. (2011) Mortality responses of *Spodoptera litura* Fab. (Lepidoptera: Noctuidae) against some conventional and new chemistry insecticides under laboratory conditions. *Pakistan Entomologist*, 33(2), 147-150.
- Kranthi, K.R., Jadhav, D.R., Wanjari, R.R., Ali, S.S., & Russell, D. (2001). Carbamate and organophosphate resistance in cotton pests in India, 1995 to 1999. *Bulletin of Entomological Research*, 91(1), 37-46.
- Kumar, P., Prasad, C. S., & Tiwari, G. N. (2007). Population intensity of insect pests of cabbage in relation to weather parameters. *Annals of Plant Protection Sciences*, 15, 245-246.
- Mahla, R. S., Singh, S., & Choudhary, P. (2005). Management of diamondback moth, *Plutella xylostella* (L.) larvae by entomopathogenic fungus, *Metarhizium anisopliae*. *Indian Journal of Entomology*, 67(4), 342-344.
- Nagendra. (2009). *Economic consequences of pesticide use in cabbage production in Belgaum district of Karnataka* (M.Sc. thesis, University of Agricultural Sciences, Dharwad, India).
- Palande, P. R., Pokharkar, D. S., & Nalawade, P. S. (2004). Seasonal incidence of cabbage pests in relation to weather. *Pest Management in Horticulture Ecosystems*, 10(2), 151-156.
- Patait, D.D., Shetgar, S.S., Subhan, S., Badgujar, A.G., & Dhurgude, S.S. (2008). Seasonal abundance of Lepidopteran pests infesting cabbage in relation to weather parameters. *Indian Journal of Entomology*, 70 (3), 255-258.
- Prasad, K. D., Madhumathi, T., Arjuna Rao, P., & Srinivasa Rao, V. (2008). Status of OP and pyrethroid resistance in *Spodoptera litura* (Fab.) on cotton. *Pesticide Research Journal*, 20(1), 103-106.
- Raghavendra, R. (2005). *Knowledge and adoption of recommended cultivation practices of cauliflower growers in Belgaum district of Karnataka* (M.Sc. [Agri.] thesis, University of Agricultural Sciences, Dharwad, Karnataka, India).
- Rao, S. R. K., & Lal, O. P. (2005). Seasonal incidence of mustard aphid, *Lipaphis erysimi* (Kalt.) and diamondback moth, *Plutella xylostella* Linn., on cabbage. *Journal of Insect Science*, 18(2), 106-110.
- Rashid, M.A., Ahmed, S., Halim, G.M.A., Rahman, M.T., Shaha, S., Rahman, A.S.M.M., ... & Alom, S. N. (2006). Improved Technology of vegetable production (Bangla). *BARI, Gazipur*, 158.
- Reddy, M. S. S., Singh, N. N., & Mishra, V. K. (2017). Efficacy of insecticides against *Spodoptera litura* infesting cabbage. *Annals of Plant Protection Sciences*, 25(1), 215-216.
- Sailaja Rani, Z., Subba Rao, D. V., Arjuna Rao, P., Madhumati, T., & Srinivasa Rao, V. (2006). Effect of weather parameters on the population dynamics of *Spodoptera litura* (F.) and *Spodoptera exigua* (Hb.) on onion. *Andhra Agricultural Journal*, 53, 1-2.
- Saito, S., Isayama, S., Sakamoto, N., & Umeda, K. (2004). Insecticidal activity of Pyridalyl: Acute and sub-acute symptoms in *Spodoptera litura* larvae. *Journal of Pesticide Sciences*, 29(4), 372-375.

- Shankaragouda, K. R., Somesekhar, S., Prabhuraj, A., & Hosamani, A. C. (2015). Effect of different insecticide molecules as poison bait against *Spodoptera litura* (Fab.) in groundnut. *Karnataka Journal of Agricultural Sciences*, 28(2), 202–205.
- Sharma, S. K. (2004). Eco-safe management of major insect pests of cabbage, *Brassica oleracea* var. *capitata* Linn (Doctoral dissertation, Rajasthan Agricultural University, Bikaner).
- Shukla, A., & Kumar, A. (2004). Seasonal incidence of diamondback moth, *Plutella xylostella* (L.), in relation to abiotic factors in cabbage. *Plant Protection Bulletin*, 56, 37–38.
- Singh, H., & Bhattacharya, A. K. (2004). Non target effect of post emergence herbicides on the developmental profile of *Spodoptera litura* (Fab.). *Indian Journal of Entomology*, 66(1), 42-47.
- Sreedhar, U., & Sitaramaiah, S. (2011). Effect of lufenuron against *Spodoptera litura* in tobacco nurseries. *Annals of Plant Protection Sciences*, 19(2), 460-461.
- Srivastava, K., Sharma, D., Anal, A.K.D., & Sharma, S. (2018). Integrated Management of *Spodoptera litura*. A Review. *International Journal of Life-Sciences Scientific Research*, 4(1), 1536-1538.
- Steel, R.G.D., Torrie, J.H., & Dickey, D.A. (1997). *Principles and procedures of statistics: A biometrical approach* (3rd ed.). McGraw-Hill.
- Taggar, G.K., Cheema, H.K., & Kooner, B.S. (2011). Bio-efficacy of certain insecticides against tobacco caterpillar, *Spodoptera litura* (Fabricius) infesting soybean in Punjab. *Crop Research*, 42(1to3), 284-288.
- Thompson, H. C., & Kelly, W. C. (1988). Cole crops. *Vegetable Crops McGraw Hill Book Co. New York*, 15, 280-281.
- Tofael, C. (2004). Tobacco caterpillar in vegetable crops. *Entomology Research Institute, Loyola College, Chennai*, 600, 63.
- Uddin, M.N., Hoque, M.M., Hossain, S.M.M., Alam, S.N., Mollik, A.K.M.S.R., Khorsheduzzaman, A.K.M., ... & Luther, G. C. (2007). IPM approach for controlling two lepidopteran pests of cabbage in Bangladesh. *Bangladesh Journal of Entomology*, 17(1), 19-29.
- Wagle, B. K. S., Saravanan, L., Sudha, J. P., & Gupta, P. (2005). Seasonal incidence of cabbage aphid, *Brevicoryne brassicae* (L.), and its natural enemies in relation to weather parameters on cabbage. In *National Conference on Applied Entomology* (pp. 22–23).